


Select your door style and finish

Harrow



Grey Bardolino Truffle Bardolino Light Ash Oak Light Oak Dark Oak Grey Oak Deep

Canterbury



White Ivory Mussel Pebble Pumice Stone Cashmere Light Grey Pale Pacific

Newbury



White Ivory Mussel Pebble Pumice Stone Cashmere Light Grey

Milford



White Ivory Mussel Pebble Pumice Cashmere Light Grey Pale Pacific

Islington



Treviso Light Treviso Dark Vintage Natural Oak Tobacco Oak Nautic Oak

Charnwood



White Ivory Cream Mussel Pebble Pumice Cashmere Light Grey Ready to Paint

Virginia



White Ivory Cream Mussel Pebble Pumice Cashmere Light Grey Ready to Paint

Redmond



Light Oak

Lincoln



Natural Oak



Available in Colour-ties Ready to Paint

Gainsborough



Available in Colour-ties Ready to Paint

Ely



Available in Colour-ties Ready to Paint

Bridgwater



Available in Colour-ties Ready to Paint



Lincoln, Gainsborough, Ely & Bridgwater are available in *Colour-ties*

Please see page 86 and 87 for more information.



All our doors come with a 5 year guarantee



Ready to Paint

For those looking for a more unique finish, our timber grain Ash doors come 'Ready to Paint' creating the perfect blank canvas and giving you the freedom to paint your kitchen any colour you choose. Please see page 84 for more information.

turn over for painted finishes...

25 paint finishes of varying depths and tones created by skilled colourists for use in both traditional and contemporary kitchens.

Whether it's a restoration project or a contemporary kitchen you are looking to create, this is an unrivaled colour collection where you can select a single colour, or a choice of complementary colours with confidence.





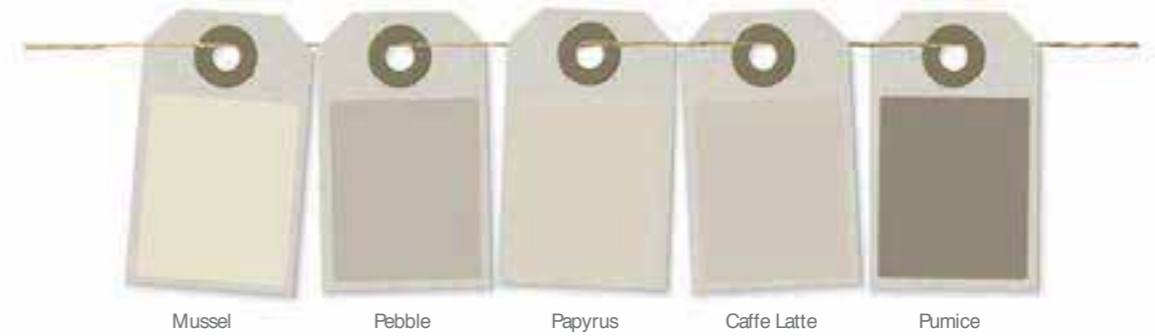
Ready to Paint

For those looking for a more unique finish, our timber grain Ash doors come 'Ready to Paint' creating the perfect blank canvas and giving you the freedom to paint your kitchen any colour you choose.



Colour-ties

If you need some ideas on colour combinations that can be created from this collection then look no further than Colour-ties see pages 86 and 87 for details.



Colour *x* ties

Available when you choose one of these doors.



From a collection of 25 carefully chosen colours you can create beautiful harmonious colour palettes.

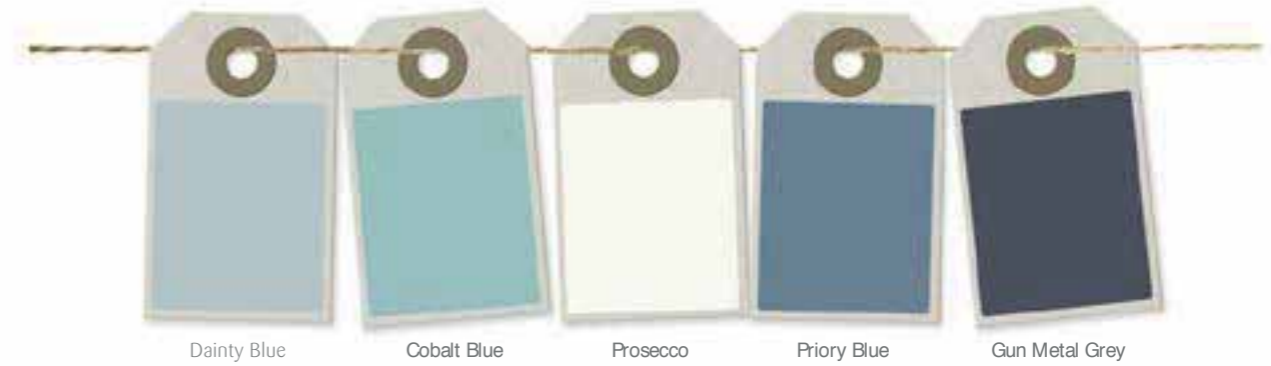
On the opposite page we have shown just four possible palettes each created using just four colours and a suggested complementary colour.

Many more are possible. The choice is yours.


All of our painted items are carefully matched by our expert paint finishers



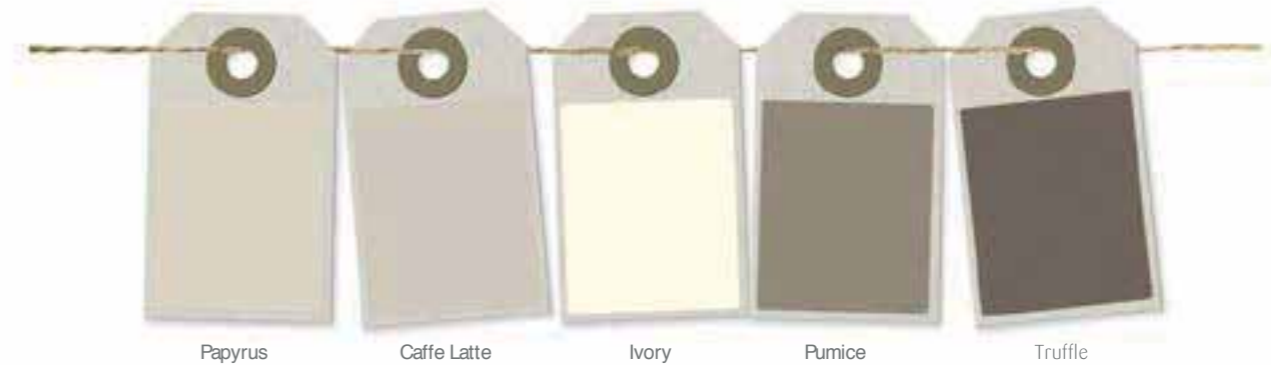
Blue Palette




Green Palette



Earth Palette



Grey Palette



Choose your worktop finish

UrbanTop laminate worktops provide the essential combination of functional performance and creative flexibility to ensure your kitchen will look it's best.

Worktop finishes



A fantastic alternative to natural worktops and solid surface, great looking and a hard wearing option that won't let your kitchen design down in any way. They are stain, heat and impact resistant and available in a variety of colours and finishes to suit every taste.



Worktop Specifications

Thickness	38mm
Number of finishes	16
Widths	1,500 to 3,000mm
Standard Depths	640, 940 & 1,200mm
Edging thickness	1.5mm Edged all round
Worktop Edging	Matching Worktop Finish in Linear or Plain
End Finishing for Woodgrain	Butchers Block End Grain
Out & Edged	Up to 3,000 x 1,200mm

Durability

The laminate surfaces are designed to withstand the stresses & strains of daily life, due to their high resistance against scratches and impact. Compared to real timber, our worktops are less prone to fading and changes after being exposed to direct sunlight. They are incredibly easy to look after, and unlike solid wood or stone surfaces, require minimal maintenance or repair.

Stain Resistance

To remove those hard stains such as red wine and coffee, simply use a damp cloth & mild surface cleaner to easily remove in minutes.

Impact Resistance

Every now and then, items stored away in cupboards can fall onto the surfaces. Our high density worktops are designed to withstand the impact of such items.

Heat Resistance

UrbanTop worktops have been rigorously tested against surface temperatures of up to 180 degrees and are designed to cope with the daily demands of a busy kitchen. We do however recommend the use of heat deflector plates above all built under ovens and dishwashers to protect the underside of the worktop surface.

Lightfastness

Unlike real timber, our laminate worktops are significantly less prone to fading and changes in colour caused from exposure to sun light.

Butchers Block



To create an authentic 'real wood' look UrbanTop have developed an 'End Grain' effect edging we call Butchers Block that is applied to the worktops at both ends giving the impression of real timber.



5 Year Guarantee

We're so confident that you won't be disappointed with the quality of our worktops that they come with a 5 year guarantee!

Handlechoices

Choose one or more handle designs from our collection to complete your perfect hand finished kitchen.

Antique Brass Handles with Bone Crackle Ceramic



Satin Brushed Nickel Handles



Stainless Steel & White Handles




Iron 'D' Handles



Stainless Steel Knob



Cast Iron Square Handles



Cast Iron Knob



White Ceramic Knob



White Ceramic Knob



Oak Knob



Oak Knob




Oak Knob



Stainless Steel Wave Handle



Anthracite Wave Handle



Polished Chrome Square Handle



Brushed Nickel Square Handle



Cast Iron Bridge Handles



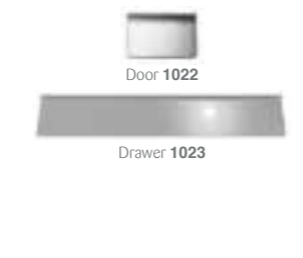
Iron Slim Bridge



Cast Iron Square 'D' Handles



Stainless Steel Angled Flat Bar Handles



Anthracite Open Square Handle



Stainless Steel Open Square Handle



Stainless Steel Uno Handle



Pewter Rod 'D' Handles




Slender Iron Bridge Handles



Pewter Bridge Handles



Chrome Cup Handles



Old Steel Bridge Handle



Satin Nickel Curved Bow Handle



Brushed Nickel Curved Bridge Handle



Lacquered Matt Nickel Bridge Handle



Satin Nickel 'D' Handles



Brushed Nickel Bow Handles



Stainless Steel Angled Bridge Handles




Satin Nickel Bow Handles



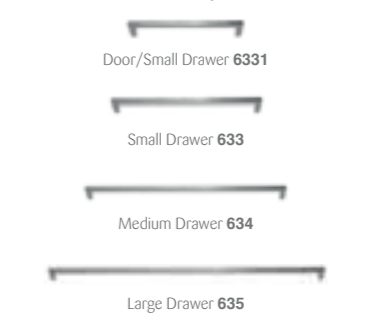
Brushed Nickel Slimline Handles



Polished Chrome Slimline Handles



Stainless Steel 9mm Square Bar Handles



Stainless Steel Slender Bridge Handles



Pewter Bridge & Shell Handles



Chrome Knob & Shell Handle



Antique Bronze Handles



Pewter Handles



Hammered Pewter Handles




Cast Iron Handles



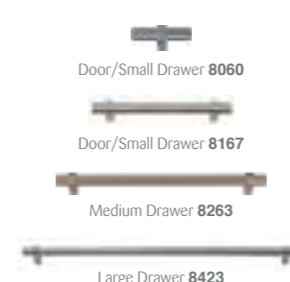
Polished Pewter Handles



Stainless Steel Rod Bar Handles



Stainless Steel Rail Bar Handles



Sizes for the following vary according to the door/ drawer

Stainless Steel 'T' Bar Handle (12mm bar diameter available in 12 sizes)



Brushed Nickel Bar Handle (18mm bar diameter available in 12 sizes)

